

Orchestrating a brighter world

NEC

The premium filter-free LCD laser-phosphor projector with excellent quietness

P605ULG / P525ULG / P525WLG



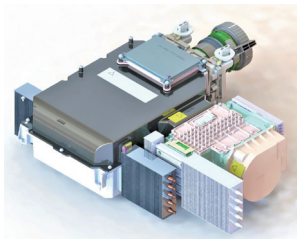
MultiPresenter

With NEC's new laser-phosphor projectors, you can enjoy colourful, crisp and impressive images with excellent quietness and minimal maintenance levels.

Versatile, maintenance-free, entry-level installation projectors with excellent quietness

Filter-free Structure with NEC's Original Cooling System

High dustproof performance is achieved by NEC's proprietary sealed jet impingement cooling structure. Due to its excellent dustproof performance, this projector does not have the cumbersome filters that ordinary LCD projectors require. The new laser-based LCD projector offers better TCO (total cost of ownership) with less maintenance.



NEC's Unique Sealed LCD Panel Cooling System

Super Silent Design Utilising a Sealed Structure

The unique cooling system not only improves the dustproof performance but also reduces the noise of the fan. This quiet design achieves excellent quietness of 19 to 22 dB in ECO mode. Even in a very quiet meeting room or classroom, the presence of the projector is not felt.

Comfortable quietness!

**19 dB (P605)
22 dB (P525)**



A Long-life Laser Diode is Provided in the Light Module

Advanced laser technology delivers a reliable light source up to 20,000 hours.

Self Colour Correction

This function compensates for the natural colour shift that occurs with age and adjusts to natural and suitable colours automatically according to the number of hours used.


Maintains the set brightness for a long time

The projector is equipped with a "constant brightness mode" that detects changes in brightness due to aging and automatically adjusts the output to keep the brightness constant. This makes it possible to project with stable brightness for a long time.

Advanced Installation Functions and Connectivity

Lens Shift

Lens shift provides greater flexibility when determining the installation location.



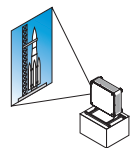
Tilt-free

The projector can be rotated freely (360°) to orient the image depending on the installation requirements.



Portrait mode

Allows the projector to be rotated (and screen if necessary) to a vertical alignment so that portrait content can be viewed without black bars on the side when landscape mode is used.



Built-in HDBaseT

Simplify your installations with HDBaseT, which is optimised for video applications and supports uncompressed full HD digital video, audio, Ethernet, power and various control signals. With only a single cable (up to 100 m) to run, infrastructure and labour costs are reduced, installations are significantly easier, and there is no cable clutter to manage. With uncompressed HD video support, images have never been more stunning.



Support for 4K Input

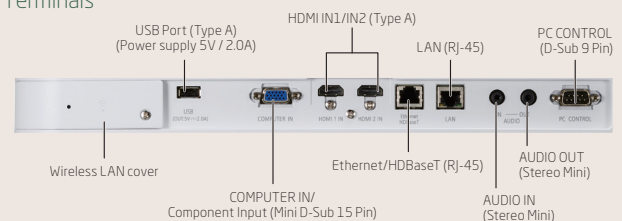
The built-in HDMI and HDBaseT input terminals support up to 4K video for display of ultrahigh resolution video.

Dual HDMI Inputs

The wide selection of inputs includes HDMI with HDCP for connecting to high-definition sources such as Blu-ray players, cable boxes, satellite receivers and personal computers.



Terminals



Advanced Networking Capabilities

MultiPresenter

This projector is compatible with the NEC MultiPresenter application, so multi-screen projection is possible via the network (wired LAN / wireless LAN).



Multi-screen Projection Function^{*1}

The multi-screen projection function allows for the sharing of screens of multiple devices on various split-screen displays via a wireless or wired LAN. Display information from up to 50² PCs, tablet PCs, smart phones, and other network connected devices on a multi-screen display of up to 16 screens. Easily share screens and information regardless of device or operating system.

Intelligent connecting view

Network setting menu

Projection of materials of attendees on a multi-screen display. Input a 4-digit number (PIN code) for a network connection.

Compatible OS: Windows, Android, OS X, iOS

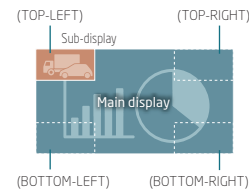
*1: Requires the optional wireless LAN module for wireless connection. PCs, smart phones and tablets require the download and installation of our MultiPresenter software.
 *2: The connection of 50 devices to the network requires construction of a wireless LAN environment, such as the use of a separate access point.

Simultaneous Dual Image Display (PIP)

With this projector, it is possible to project two images with a single projector by displaying a small sub-display within the main display. Furthermore, the sub-display display position can be changed and the main display and sub-display images can be swapped.

Sub input position

It is possible to select from four sub-display positions.



Picture swap

The images in the main display and sub-display can be swapped.



Combination table of main display and sub-display terminals

Main Display	Sub-display						
	HDMI 1	HDMI 2	HDBaseT	COMPUTER	LAN	USB-A	
HDMI 1	No	No	No	Yes	No	No	
HDMI 2	No	No	No	Yes	No	No	
HDBaseT	No	No	No	Yes	No	No	
COMPUTER	Yes	Yes	Yes	Yes	No	No	
LAN	Yes	Yes	Yes	Yes	No	No	
USB-A	No	No	No	No	No	No	

Other Useful Functions and Features

20 Watt Built-in Speaker

The powerful 20-watt speaker provides sufficient volume in classrooms and meeting rooms.

Seamless Switching Function for Smoother Image Change

When the input signal is switched, the image displayed before switching is retained so that the new image can be displayed without a break.

- [VIEWER] function to project still images saved on USB storage
- Compatible with wired LAN / wireless LAN (option)
- Quick power-on, Quick power-off supported
- Quick start and Direct power-off / Quick power-off
- Provides 2.0 A USB current for third-party wireless dongles
- Keystone correction
+/- 30 degree Horizontal / Vertical keystone, Cornerstone, Pincushion correction supported
- PIN security/Control panel lock/Security bar/Security slot
- Virtual remote tool
- Wall colour correction
- DICOM simulation

Network Control

- NaViSet Administrator 2
- PC control
- Alert mail
- CRESTRON ROOMVIEW with emergency function and Extron XTP compatibility
- AMX BEACON
- PJLink
- HTTP server (projector adjustment)



P605ULG

6,000 lumens 5,200 centre lumens*	WUXGA	9.7 kg
--------------------------------------	-------	--------

P525ULG

5,000 lumens 5,200 centre lumens*	WUXGA	9.7 kg
--------------------------------------	-------	--------

P525WLG

5,000 lumens 5,200 centre lumens*	WXGA	9.7 kg
--------------------------------------	------	--------

*Measured at centre area of projector screen

Specifications

Model	NP-P605ULG	NP-P525ULG	NP-P525WLG	
Method	Three primary colour liquid crystal shutter projection			
Specifications of main parts				
Liquid crystal panel	Size	0.64 inch LCD with MLA×3 (aspect ratio: 16:10)		
	Pixels ⁻¹	2,304,000 (1,920 dots×1,200 lines)	1,024,000 (1,280 dots×800 lines)	
Projection lenses	Zoom	Manual		
	Focus	Manual		
	Zoom ratio	1.6		
	Throw ratio	1.23 to 2.0		
	F-number/focal length	F = 1.5 to 2.1 f = 17.2 mm to 27.6 mm		
Light source	Blue Laser diode			
Light source (laser diode) life ^{1,2}	20,000H			
Optical unit	Integrator, dichroic mirror, XDP			
Light output ^{3,4}	ECO MODE [OFF]	6,000 lm (6,200 centre lm) ⁵	5,000 lm (5,200 centre lm) ⁵	
	ECO MODE [ECO]	Approx. 60%		
	ECO MODE [LONG LIFE]	Approx. 50%		
Contrast ratio ⁴ (all white/all black)	600,000 : 1 with Light Adjust	500,000 : 1 with Light Adjust		
Image size	30 to 300 inches			
Colour reproduction	10-bit signal processing, 1.07 billion colours (Viewer, Network, 16.7 million colours)			
Quietness (ECO MODE [ECO] / ECO MODE [OFF])	19 dB / 25 dB to 28 dB (high bright)	22 dB / 24 dB to 27 dB (high bright)		
Synchronisation range	Horizontal	15 to 100 kHz (RGB: 24 kHz or over)		
	Vertical	50 to 120 Hz		
Max. display resolution (horizontal×vertical)	Up to 4K@30 Hz (3,840 × 2,160) with Advanced AccuBlend, Pixel clock frequency: less than 300 MHz (HDBaseT: 300 MHz)			
Keystone correction	Horizontal	Manual, approx. ± 30 max degrees		
	Vertical	Manual, approx. ± 30 max degrees		
Input/output connectors				
Computer / component	Video input	Mini D-Sub 15-pin×1		
	Audio input	Stereo mini jack×1		
	Audio output	Stereo mini jack×1 (Selected from: Computer / HDMI)		
HDMI	Video input	Type A HDMI connector×2		
	Audio input	Yes		
HDBaseT / Ethernet Port	Video input	RJ45 × 1, 100BASE-TX / HDBaseT, Lip Sync Deep Colour, Colourimetry Support: RGB, YCbCr444, YCbCr422		
	Audio input	Yes		
PC control connector	D-Sub 9-pin×1 (4800/9600/19200/38400 bps)			
USB port	USB type A×1 for USB (5.0 V/2.0 A power supply)			
Ethernet/LAN	RJ-45×1			
Wireless LAN Port (Optional)	USB×1			
Built-in speaker	20 W×1			
Usage environment				
Operating temperature: 5 to 40°C ⁶ ; Operating humidity: 20 to 80% (with no condensation)				
Storage temperature: -10 to 50°C, Storage humidity: 20 to 80% (with no condensation)				
Operating altitude: 0 to 2,600 m (1,600 to 2,600 m: Set [FAN MODE] to [HIGH ALUTITUDE])				
Power supply	100 – 240 V AC, 50/60 Hz			
Power consumption	ECO MODE [OFF]	367 W (100 to 130 V)	330 W (100 to 130 V)	320 W (100 to 130 V)
		357 W (200 to 240 V)	320 W (200 to 240 V)	312 W (200 to 240 V)
	ECO MODE [ECO]	261 W (100 to 130 V)	240 W (100 to 130 V)	232 W (100 to 130 V)
		257 W (200 to 240 V)	238 W (200 to 240 V)	230 W (200 to 240 V)
	ECO MODE [LONG LIFE]	230 W (100 to 130 V)	242 W (100 to 130 V)	234 W (100 to 130 V)
NETWORK STANDBY	227 W (200 to 240 V)	240 W (200 to 240 V)	232 W (200 to 240 V)	
STANDBY ⁷	1.4 W (100 to 130 V) / 1.6 W (200 to 240 V)			
Rated input current	0.13 W (100 to 130 V) / 0.19 W (200 to 240 V)			
Dimensions (W×H×D)	480×122×407 mm (Net dimensions, not including protruding parts), 591×259×491 mm (Gross dimensions)			
Weight	9.7 kg (Net weight), 12.8 kg (Gross weight, with box)			

*1: "E" active pixels are more than 99.99%. *2: Time at which the laser light source is at half brightness; not a guaranteed time. *3: This is the light output value (lumens) when [ECO MODE] is set to [OFF] and [PRESET] is set to [HIGH-BRIGHT]. The brightness decreases when [ECO MODE] is set to [ECO] or [LONG LIFE] ([ECO]: about 60%, [LONG LIFE]: about 50%). If any other mode is selected as the [PRESET] mode, the light output value may drop slightly. *4: Compliant with ISO21118-2012. *5: Measured at centre area of projector screen. *6: 35 to 40°C - "Forced eco mode". *7: Value as measured by NEC. All wired network ports are connected and active.
 • These specifications and the product's design are subject to change without notice.

Remote control



(Included accessory)

Options

Wireless LAN unit NP05LM1-5*

Allows you to transmit data wirelessly over your network when you insert it into the USB (Wireless LAN) port.



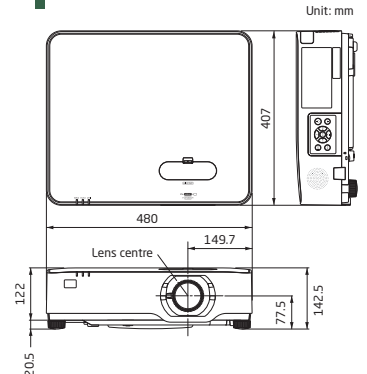
*The last digit may vary depending on the country of destination.

WPS-HD304A



Wireless presentation system Android, IOS, Windows & Mac compatible. Driver less for Mac/Windows. Quad Presentation with One touch dongle

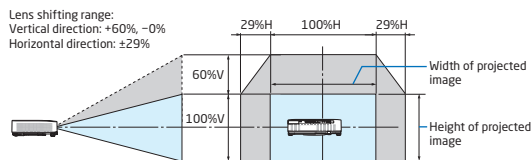
Cabinet dimensions



Unit: mm

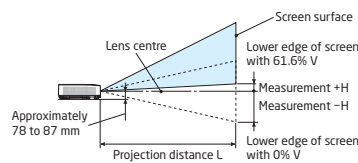
Lens shift range

Lens shift mechanism for adjusting the position of the projected image easily



Legend: V "Vertical" refers to the screen height and H "Horizontal" refers to the screen width. The lens shift range is expressed as a ratio of height and width, respectively.

Throw distance and screen size



Screen size	Screen width (cm)	Screen height (cm)	Throw distance L (cm)		Height H (cm)
			Wide	Tele	
30"	64.6	40.4	76.5	125.8	-20.2 to 4.0
40"	86.2	53.8	103.1	168.9	-26.9 to 5.4
60"	129.2	80.8	156.4	255.0	-40.4 to 8.1
80"	172.3	107.7	209.8	341.1	-53.8 to 10.8
90"	193.9	121.2	236.4	384.2	-60.6 to 12.1
100"	215.4	134.6	263.1	427.3	-67.3 to 13.5
120"	258.5	161.5	316.4	513.4	-80.8 to 16.2
150"	323.1	201.9	396.4	642.6	-101.0 to 20.2
180"	387.7	242.3	476.4	771.8	-121.2 to 24.2
200"	430.8	269.2	529.7	857.9	-134.6 to 26.9
240"	516.9	323.1	636.4	1030.1	-161.5 to 32.3
270"	581.6	363.5	716.4	1159.3	-181.7 to 36.3
300"	646.2	403.9	796.4	1288.5	-201.9 to 40.4

*Stated throw distances are standard values.
 *The values in the tables are design values and may vary.



- This product is classified as Class 1 of IEC 60825-1 Third edition 2014-05 and RG2 of IEC 62471-5 First edition 2015-06. This product is equipped with a laser module. DO NOT STARE INTO THE LENS WHILE IN USE.
- The projector can be unplugged during its cool down period after it is turned off. Parts of the projector will become heated during operation. Use caution when picking up the projector immediately after it has been operating.
- Use caution when putting the projector in the soft case immediately after the projector has been operating. The projector cabinet is hot.

MultiPresenter, Nav/Set and Virtual Remote are trademarks or registered trademarks of NEC Display Solutions, Ltd. in Japan and other countries.

The terms HDMI and HDMI High-Definition Multimedia Interface, and the HDMI Logo are trademarks or registered trademarks of HDMI Licensing Administrator, Inc. in the United States and other countries. HDBaseT™ and the HDBaseT Alliance logo are trademarks of the HDBaseT Alliance.

CRESTRON and CRESTRON ROOMVIEW are trademarks or registered trademarks of Crestron Electronics, Inc. in the United States and other countries.

PJLink trademark and logo are trademarks applied for registration or are already registered in Japan, the United States of America and other countries and areas.

AMX is a trademark or registered trademark of AMX LLC in the United States and other countries.

Windows is a registered trademark of Microsoft Corporation in the United States and/or other countries.

Android is a trademark of Google LLC. OS X is a registered trademark of Apple, Inc. registered in the United States and other countries.

iOS is a trademark or registered trademark of Cisco in the U.S. and other countries and is used under licence.

All other brand or product names are trademarks or registered trademarks of their respective holders. The images in this brochure are samples.

All specifications are subject to change without notice. May 2019

©2019 NEC Display Solutions, Ltd.

NEC Display Solutions, Ltd.

4-28, Mita 1-chome, Minato-ku, Tokyo 108-0073, Japan

<https://www.nec-display.com/ap/>



Cat. No. WLPJ-1905-0011N