

Model	PT-VW360	PT-VX430	
LCD panel	Panel size	15.0 mm (0.59 in) (16:10 aspect ratio)	16.0 mm (0.63 in) (4:3 aspect ratio)
	Display method	Transparent LCD panel (x 3, R/G/B)	
	Pixels	1,024,000 (1280 x 800) pixels	786,432 (1024 x 768) pixels
Lens	Manual zoom (1.6x) (throw ratio: 1.18–1.90:1) Manual focus, F 1.60–1.90, f 15.31–24.64 mm		
Screen size (diagonal)	0.76–7.62 m (30–300 in), 16:10 aspect ratio		
Resolution	1280 x 800 pixels (Input signals that exceed this resolution will be converted to 1280 x 800 pixels)	1024 x 768 pixels (Input signals that exceed this resolution will be converted to 1024 x 768 pixels)	
Brightness*1	4,000 lm (input signal: PC, lamp power: NORMAL, picture mode: Dynamic, Iris: Off, Daylight View: Off, Auto Power Save: Off)	4,500 lm (input signal: PC, lamp power: NORMAL, picture mode: Dynamic, Iris: Off, Daylight View: Off, Auto Power Save: Off)	
Lamp	240 W x 1 lamp		
Lamp replacement cycle	NORMAL: 5,000 hours / ECO: 7,000 hours		
Center-to-corner uniformity*1	85 %		
Contrast*1	20,000:1 (Full On/Off) (input signal: PC, lamp power: NORMAL, picture mode: Dynamic, Iris: On, Daylight View: Off, Auto Power Save: Off)		
Optical axis shift	49:1 (fixed)	9:1 (fixed)	
Keystone correction range	Vertical: ±35° (±30° when using AUTO) Horizontal: ±35°		
Installation	Ceiling/floor, front/rear		
Terminals	HDMI 1/2 IN	HDMI 19-pin x 2 (compatible with HDCP, Deep Color), audio signal: linear PCM (sampling frequencies: 48 kHz, 44.1 kHz, 32 kHz)	
	COMPUTER 1 IN	D-sub HD 15-pin (female) x 1 (RGB, YPbPr, YCbCr, Y/C)	
	COMPUTER 2 IN / MONITOR OUT	D-sub HD 15-pin (female) x 1 (RGB, YPbPr, YCbCr), (input/output selectable using on-screen menu)	
	VIDEO IN	Pin jack x 1 (Composite VIDEO)	
	AUDIO IN 1	M3 Stereo Mini Jack x 1 (L-R x 1)	
	AUDIO IN 2	M3 Stereo Mini Jack x 1 (L-R x 1)	
	AUDIO IN 3	Pin jack x 2 (L, R x 1)	
	VARIABLE AUDIO OUT	M3 Stereo Mini Jack x 1 (L-R x 1) for output	
	LAN	RJ-45 x 1 (for network connection, compatible with PLink™ [Class 1], 10BASE-T/100BASE-TX)	
	SERIAL IN	D-sub 9-pin (female) x 1 for external control (RS-232C compliant)	
	USB A	USB-Type A (for Memory Viewer / Wireless Module [Optional: ET-WML100]) x 1	
USB B	USB-Type B (for USB Display) x 1		
Power supply	AC 100–240 V, 50 Hz/60 Hz		
Power consumption	320 W (0.5 W when Standby mode set to ECO*2, 1.0 W when Standby mode set to Network, 8.0 W when Standby mode set to NORMAL)		
Built-in speaker	4.0 cm (1 9/16") round shape x 1, output power: 10 W (monaural)		
Operating noise*1	37 dB (lamp power: NORMAL), 29 dB (lamp power: ECO)		
Cabinet materials	Molded plastic		
Dimensions (W x H x D)	352 x 98*3 x 279*4 mm (13 27/32" x 3 27/32" x 10 31/32"*)		
Weight*5	Approx. 3.3 kg (7.28 lbs)		
Operating environment	Operating temperature: 0–40 °C [32–104 °F] (less than 1,400 m [4,593 ft] above sea level, High Altitude Mode: OFF); 0–30 °C [32–86 °F] (1,400 m [4,593 ft] to 2,000 m [6,562 ft], High Altitude Mode: 1); 0–30 °C [32–86 °F] (2,000 m [6,562 ft] to 2,700 m [8,858 ft], High Altitude Mode: 2)		
	Operating humidity: 20–80 % (no condensation)		
Applicable software	Multi Monitoring & Control Software, Logo Transfer Software, Presenter Light for Windows®, Wireless Projector Apps for iOS / Android™		

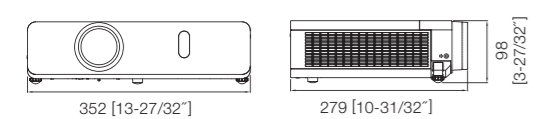
*1 Measurement, measuring conditions, and method of notation all comply with ISO/IEC 21118: 2012 international standards. Value is average of all products when shipped. *2 When the Standby mode is set to ECO, network functions such as power on over the LAN network will not operate. Also, only certain commands can be received for external control using the serial terminal. *3 With legs retracted to minimum. *4 Including protruding parts. *5 Average value. May differ depending on the actual unit.

Optional accessories

ET-PKL100H Ceiling Mount Bracket for High Ceilings  Note: ET-PKL100H is used in combination with ET-PKV400B (sold separately).	ET-PKL100S Ceiling Mount Bracket for Low Ceilings  Note: ET-PKL100S is used in combination with ET-PKV400B (sold separately).	ET-LAV300 Replacement Lamp Unit 	ET-WML100 Series Wireless Module  Note: ET-WML100E shown. Availability of ET-WML100 varies depending on the country/region. Stocks are limited.	ET-SWA100 Series* Early Warning Software Note: Part number suffix may differ depending on the license type.
ET-PKV400B Projector Mount Bracket 	ET-RFV300 Replacement Filter Unit 	ET-ADSV D-sub/S-VIDEO Conversion Cable 		

* Multi Monitoring & Control Software Ver. 2.0 or later is required. Please download from the following website: <https://panasonic.net/cns/projector/download/application/>

Dimensions



Panasonic CONNECT

Weights and dimensions shown are approximate. Specifications and appearance are subject to change without notice. Product availability differs depending on region and country. This product may be subject to export control regulations. The terms HDMI and HDMI High-Definition Multimedia Interface, and the HDMI Logo are trademarks or registered trademarks of HDMI Licensing Administrator, Inc. in the United States and other countries. Trademark PLink is a trademark applied for trademark rights in Japan, the United States of America and other countries and areas. Windows® is either a registered trademark or trademark of Microsoft Corporation in the United States and/or other countries. Android is a trademark or registered trademark of Google LLC. IOS is a trademark or registered trademark of Cisco in the U.S. and other countries and is used under license. All other trademarks are the property of their respective trademark owners. © Panasonic Connect Co., Ltd. 2022. All rights reserved.



For more information about Panasonic projectors, please visit:
Projector Global Website – <https://panasonic.net/cns/projector/>
Facebook – www.facebook.com/panasonicprojectoranddisplay
YouTube – www.youtube.com/user/PanasonicProjector

Note: Following the shift of the Panasonic Group to a holding company system, the Connected Solutions Company of the Panasonic Corporation has changed to **Panasonic Connect Co., Ltd.** as of April 1, 2022.

All information included here is valid as of April 2022.

PT-VW360G2 Printed in Japan.

Panasonic CONNECT

PT-VW360 Series LCD Projectors

PT-VW360
PT-VX430



Bright, Efficient, and Very Smooth to Use





Flexible and Bright for the Perfect Presentation

The PT-VW360 Series makes point-and-shoot projection easy in any space. With up to 4,500 lm*1 and 20,000:1 Dynamic Contrast, HD images*2 are vivid and sharp. Optional wireless module frees content from cables, while Corner Keystone Correction aligns pictures when projecting off-axis. Working flawlessly for 7,000 hours*3 before servicing, this light but rugged portable hits the ground running for effortless presentation.

Brilliant Performance from a Compact Body

Extremely Bright Images

Despite its light 3.3 kg weight and compact dimensions, the PT-VW360 series outputs up to 4,500 lm*1 of brightness for spectacularly clear and brilliant images.

High 20,000 : 1 Contrast

A new iris mechanism optimizes light output according to content. Blacks are deep and rich while colors and highlights are reproduced with realism.

7,000 Hours Maintenance-free*3

When used for eight hours per day, lamp and filter replacement is not required for up to 7,000 hours*3 of operation, slashing cost of ownership.

Quiet Operation

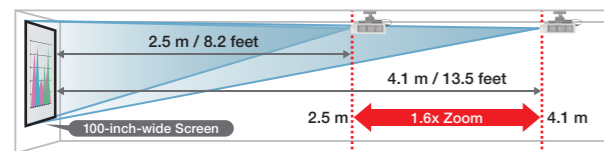
The quiet design keeps noise levels down to a low 29 dB on ECO Mode with the cooling fan hardly audible, minimizing distractions during presentations.

29dB
(ECO Mode)

Easy Setup and Management


Flexible 1.6x Zoom Lens

When projecting onto a 100-inch-wide screen*2, the included 1.6x zoom lens supports a range of projection distances from 2.5 to 4.1 m (8.2 to 13.5 ft).



Daylight View Basic

Panasonic's Daylight View Basic technology achieves sharp, easily viewed images by enhancing detail, particularly in dark areas of the image that are normally difficult to see in brightly lit rooms. A built-in sensor measures ambient light while Daylight View Basic adjusts halftone color and brightness according to the surrounding level of illumination.

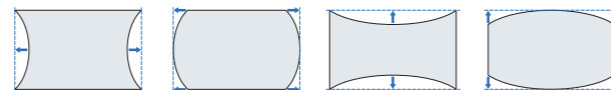


Corner Keystone Correction for Angled Projection

If on-site conditions require off-center projection, simply designate four screen corners and Horizontal & Vertical Corner Keystone Correction performs necessary adjustments for a distortion-free image.

Curved Screen Correction

Barrel and pincushion distortions are easily corrected when projecting onto a curved screen surface.



Simple Lamp and Filter Replacement

Lamp and filter are accessed via panels in the top and side of the projector. Periodic maintenance takes moments even with the unit attached to a ceiling-mount bracket.



Practical Features Simplify Daily Usage

Project Wirelessly with Optional Module



Now you can project media wirelessly via PC using Presenter Light or Panasonic Wireless Projector application for iOS and Android™. Just connect an optional ET-WML100 Wireless Module to the projector's USB input.

Note: Availability of ET-WML100 varies depending on country. Stocks are limited.

Presenter Light for Windows® PCs

- Supports images and documents such as PDF and PowerPoint®
- Mirrors PC screen on the big screen
- Project media from up to four PCs simultaneously in Split Screen Mode



Wireless Projector for iOS/Android™

Dedicated apps for iOS and Android devices feature simple 3-step initial connection and support the transmission of still images and PDF data.

Memory Viewer Light Function

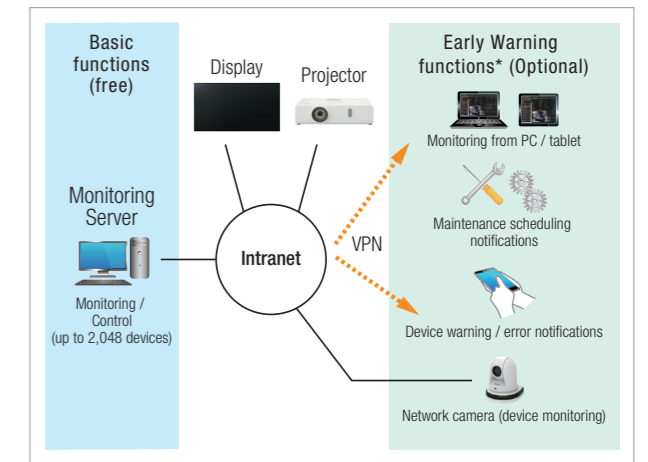
You don't need a computer to start presenting—just insert a USB memory device containing media and start projecting straight away.



Compatible formats
Jpg / jpeg / bmp / png / gif / tif / tiff

New Multi Monitoring & Control Software

Panasonic Multi Monitoring & Control Software supports up to 2,048 devices over LAN and features system map visualization or auto-search of devices to be registered. The free software is available with Early Warning functions (automatic free 90-day trial available). These advanced functions enable real-time monitoring, abnormality detection, and notification before servicing is required. Administrators can achieve seamless control and real-time monitoring while preventing potential problems, saving time, and enhancing system reliability.



*Software functionality varies depending on the model.

Other Handy Features

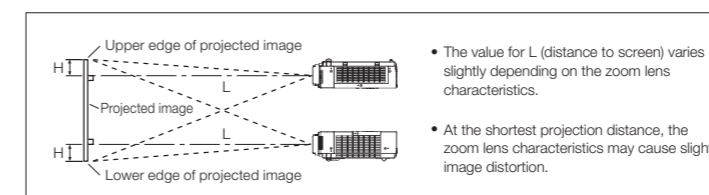

- Direct Power Off Function
- Low 0.5 W Power Consumption on Standby
- Auto Input Signal Search
- Input Guidance Function
- Color-Board and Blackboard Modes
- Easy Remote Monitoring and Control Over LAN
- Crestron Connected™, AMX DD, and PJLink™ Compatible
- USB Display Function for PC Connection
- Built-in 10 W Speaker



Ample Connections

Generous input and output terminals support a wide range of media interfaces for portable or ceiling-mount use.

- 1 LAN
- 2 USB (Type A) VIEWER/WIRELESS
- 3 USB (Type B) DISPLAY
- 4 COMPUTER 1 IN
- 5 COMPUTER 2 IN/COMPUTER 1 OUT
- 6 HDMI 1 IN
- 7 HDMI 2 IN
- 8 SERIAL IN
- 9 VIDEO IN
- 10 AUDIO IN 3
- 11 AUDIO IN 1
- 12 AUDIO IN 2
- 13 VARIABLE AUDIO OUT



• The value for L (distance to screen) varies slightly depending on the zoom lens characteristics.

• At the shortest projection distance, the zoom lens characteristics may cause slight image distortion.

Projection distance unit: meters [feet]

PT-VW360 (16:10 aspect ratio; throw ratio 1.2–1.9:1, UD ratio 49:1)

Projection image size Diagonal (inch)	Projection distance (L)		Height from the edge of screen to center of lens (H)
	min. (wide)	max. (tele)	
30"	0.73 [2.40]	1.21 [3.97]	0.008 [0.03]
40"	0.99 [3.25]	1.63 [5.35]	0.011 [0.04]
50"	1.25 [4.10]	2.04 [6.69]	0.013 [0.04]
60"	1.50 [4.92]	2.44 [8.01]	0.016 [0.05]
70"	1.76 [5.77]	2.87 [9.42]	0.019 [0.06]
80"	2.01 [6.59]	3.27 [10.73]	0.022 [0.07]
90"	2.27 [7.45]	3.70 [12.14]	0.024 [0.08]
100"	2.52 [8.27]	4.10 [13.45]	0.027 [0.09]
120"	3.03 [9.94]	4.93 [16.17]	0.032 [0.10]
150"	3.80 [12.47]	6.17 [20.24]	0.040 [0.13]
200"	5.07 [16.63]	8.24 [27.03]	0.054 [0.18]
250"	6.34 [20.80]	10.30 [33.79]	0.067 [0.22]
300"	7.62 [25.00]	12.37 [40.58]	0.081 [0.27]

PT-VX430 (4:3 aspect ratio; throw ratio 1.2–1.9:1, UD ratio 9:1)

Projection image size Diagonal (inch)	Projection distance (L)		Height from the edge of screen to center of lens (H)
	min. (wide)	max. (tele)	
30"	0.69 [2.26]	1.14 [3.74]	0.046 [0.15]
40"	0.94 [3.08]	1.54 [5.05]	0.061 [0.20]
50"	1.17 [3.84]	1.92 [6.30]	0.076 [0.25]
60"	1.41 [4.63]	2.30 [7.55]	0.091 [0.30]
70"	1.65 [5.41]	2.70 [8.86]	0.107 [0.35]
80"	1.89 [6.20]	3.08 [10.10]	0.122 [0.40]
90"	2.14 [7.02]	3.48 [11.42]	0.137 [0.45]
100"	2.37 [7.78]	3.87 [12.70]	0.152 [0.50]
120"	2.86 [9.38]	4.65 [15.26]	0.183 [0.60]
150"	3.58 [11.75]	5.81 [19.06]	0.229 [0.75]
200"	4.78 [15.68]	7.76 [25.46]	0.305 [1.00]
250"	5.98 [19.62]	9.70 [31.82]	0.381 [1.25]
300"	7.18 [23.56]	11.65 [38.22]	0.457 [1.50]

*1 PT-VX430 only. *2 PT-VW360 only. *3 Approximate maximum value with lamp mode set to ECO. Usage environment may affect filter maintenance cycle.