

Lineup of easy-to-use projectors to meet your applications.

*Projected images are simulations



*MC-EW403E, MC-EW303E, MC-EX403E, MC-EX353E and MC-EX303E do not support AMX Device Discovery and Crestron Connected.



LINE UP *Local availability may be limited.

Network model	MC-EW4051 WXGA 4,000 lm	MC-EW3551 WXGA 3,800 lm	MC-EW3051 WXGA 3,200 lm	MC-EX4551 XGA 4,500 lm	MC-EX4051 XGA 4,200lm	MC-EX3551 XGA 3,700 lm	MC-EX3051 XGA 3,300 lm
Basic model	MC-EW403E WXGA 4,000lm	MC-EW303E WXGA 3,200lm	MC-EX403E XGA 4,200lm	MC-EX353E XGA 3,700 lm	MC-EX303E XGA 3,300 lm		

ACCENTUALIZER and HDCR Network model

ACCENTUALIZER makes pictures look more real by enhancing shade, sharpness, and gloss to make pictures clearer. The HDCR function corrects blurred images caused by room lighting or outside light sources, and creates an effect similar to increasing contrast resulting in clear images even in bright rooms.

* Comparison photos are simulations.





IMAGE OPTIMIZER Network model

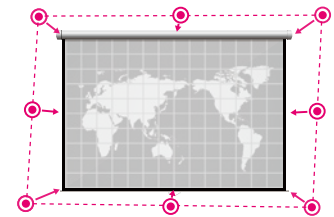
Equipped with IMAGE OPTIMIZER that maintains visibility of an image through automatic image correction in accordance with lamp consumption.

* This function may not work properly when HDCR/ACCENTUALIZER is ON.
* Comparison photos are simulations.



Perfect Fit Network model

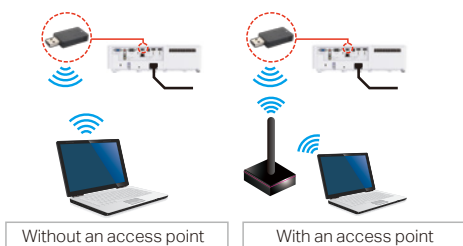
Equipped with Perfect Fit with which the position of four corners and four sides of a projected image can be adjusted. With the remote controller at hand, you can quickly correct the distorted image such as pincushion or barrel.



Network Function / Capability

Wireless Capability (Option) Network model

The projector is capable of a wireless network with the optional USB wireless adapter. You can control the projector with a computer via the network, and also project the screen of the computer on which the LiveViewer software is installed.



Smart Device Control Network model

Using the dedicated free online application Projector Quick Connection, you can control the projector from a tablet or smartphone. In addition, you can project images, documents, and photos on the smart device.

*Projector need to be connected to network.
*See the Maxell website for details.
<http://proj.maxell.co.jp/en/>

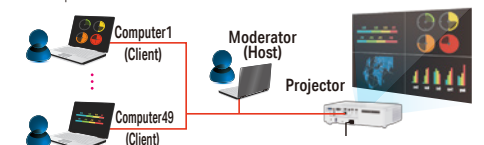


*This picture shows an example of network connection using optional wireless adapter.

Moderator Control Mode Network model

Setting one computer from the multiple computers (up to 50*) that are connected to the projector as the moderator (host) makes it possible for the moderator to project from the other computers (clients).

*1 Image and audio transfer speed may vary depending on number of computer connected.



*To secure better performance, a wired network is preferable. Required to install the LiveViewer software on all the computers. The functions are supported by LiveViewer (Windows® application) only.

* The software LiveViewer can be downloaded from the website.
<http://proj.maxell.co.jp/en/>

Other Useful Features Network model · Internal speaker*2 · Direct Power On / Off · DICOM® simulation mode*3 · Audio Pass Through · My Screen · PIN Lock System Basic model

*2 The network model has a 16w speaker. The basic model has a 1W speaker. *3 This projector is not a medical device and is not compliant with the DICOM® standard, and neither the projector nor the DICOM® Simulation Mode should be used for medical diagnosis.

Notes · The images in this catalog are representations of the effects and differ from actual images.

